












AROSC HPD

Flags Definitions and Actions

This is a summary of the flags usually used at AROSC events. **PLEASE AQUAINT YOURSELF with all the flags and procedures listed below.** They are similar those of most other organizations but some details may differ.

<p>YELLOW, STANDING</p> 	<p><u>CAUTION</u></p> <p>There is a problem ahead on track. Check mirrors, ease up on speed (do not slam on the brakes). Proceed with caution. NO PASSING until reaching a flag station not showing a yellow flag.</p>
<p>YELLOW, WAVING</p> 	<p><u>EXTREME CAUTION</u></p> <p>There is a problem ahead on track which may require evasive action. Check mirrors, slow down (do not slam on the brakes). Be prepared to stop. NO PASSING until reaching a flag station not showing a yellow flag.</p>
<p>YELLOW w/RED STRIPES</p> 	<p><u>SURFACE CONDITION</u></p> <p>There is something slippery ahead on the track. It could be oil, debris, coolant or something else. Be prepared to go off-line or take evasive action. This flag will be taken down after a lap or so even if the condition persists. If you see the flag again, it is probably a new situation.</p>
<p>BLUE w/YELLOW DIAGONAL</p> 	<p><u>TRAFFIC</u></p> <p>There are one or more cars behind you. Check your mirrors. If someone is catching you, give them a point-by at the next appropriate location.</p>
<p>WHITE</p> 	<p><u>EMERGENCY VEHICLE</u></p> <p>There is a slow moving emergency vehicle on track near you. Check mirrors, slow down (do not slam on the brakes). You may pass the emergency vehicle but do so very carefully. Do not pass other cars until you are safely past the emergency vehicle.</p>
<p>GREEN</p> 	<p><u>START</u></p> <p>The track clear. Your session or race has started.</p>

<p>CHECKERED</p> 	<p><u>END</u></p> <p>Your session or race is over and you are now on a cool-down lap. Check your mirrors, slow down. Maintain a reasonable pace but do not pass. Come in to the pits.</p>
<p>BLACK, FURLED</p> 	<p><u>ATTENTION</u></p> <p>You drove unsafely or broke a rule. We know you did it and we think you know it as well. Do not do it again. DO NOT come into the pits.</p>
<p>BLACK, OPEN</p> 	<p><u>INFRACTION</u></p> <p>You have driven unsafely or broken a rule. Acknowledge the flag station that you have seen the flag. Return to the pits at the end of this lap. Go to the black flag station or talk to the official at Start/Finish. Follow their instructions.</p>
<p>BLACK w/ORANGE BALL</p> 	<p><u>MECHANICAL</u></p> <p>You may have a mechanical problem with your car. Reduce speed, get off the racing line. Return to the pits and proceed to Start/Finish. Talk to the official at Start/Finish to determine what the problem is. Follow their instructions.</p>
<p>RED</p> 	<p><u>EMERGENCY STOP</u></p> <p>There is a very serious problem on the track. Check your mirrors, slow down, do not pass. Proceed to Start/Finish (on the track, not in the pits). Stop and Park your car on the inside of the track at Start/Finish. Do not get out of your car; someone will come and tell you what to do.</p> <p><u>Note:</u> The RED FLAG procedure may vary. Pay attention in the drivers meeting for event specific details.</p>